



*Lowden*  
GUITARS

DIAMOND  
GUITARS  
AMSTERDAM

BUY - SELL - TRADE HANDMADE GUITARS

Contact [wil@diamondguitars.nl](mailto:wil@diamondguitars.nl)  
or call at +31(0)611 477 420  
for advice and ordering  
your custom Lowden guitar

CUSTOM DESIGN GUIDE

# HOW TO USE THIS GUIDE

- 1 Select your body shape
- 2 Select your Lowden build series
- 3 Select your woods
- 4 Add any additional features
- 5 Submit your order






# FOREWORD

I began making guitars professionally in 1974. When I first told my father that I planned to make a living building guitars, his response was simple... *‘In that case you had better make them well’* he replied.

Every day in our workshops here at George Lowden Guitars I give guidance and training to our team of skilled craftspersons who build Lowden Guitars according to my designs. I do not consider us to ever have ‘arrived,’ instead I continue to scour the world for the finest woods and tweak both the designs and the building techniques to make this year’s guitars even better than those before with uncompromising quality of craftsmanship.


**George Lowden**

# THE LOWDEN BODY SHAPE




**O**  
**(The Original)**

The first standard soundbox design created by George (after much experimenting) in 1976 and the design has remained unaltered since. The second largest of the Lowden models after the Baritone, the 'O' has been likened to a 'Jumbo' style guitar. While at first glance this may seem accurate, the 'O', like all Lowdens, has a unique design and voice of it's own. The soundbox geometry and the voicing of the bracing are both designed to increase treble response, which balances the natural bass-heavy tonal characteristics of such large-bodied guitars.




**F**  
**(Flatpicking)**

The 'F' model was first designed in 1982 and then redesigned in 2003. The smaller soundbox shape produces more projection and midrange response than the 'O' making it perfect for flat pickers but it has also found its way into the hands of finger style players, blues guitarists and others. The soundbox geometry is designed, and the bracing voiced to have a flat bias, favouring neither treble or bass.



**S**  
**(Small body)**

Originally designed in 1994 for Nick Webb of Acoustic Alchemy, the S model is, tonally, the most surprising of the Lowden range. Normally, small guitars have low volume and and have a tendency to sound boxy. However, the 'S' is possibly the loudest of all the Lowden models, having a bass response and sustain that defies its size. The 'S' is designed and braced for Bass bias.



**WL**  
**(Wee Lowden)**

The Wee Lowden was designed by George to be a guitar that is as compact as possible without compromising tone. To that end the Wee Lowden has a 610mm scale length, but the internal bracing is arranged for maximum bass response, a common short coming of other small guitars.



# THE CORE COLLECTION

The Core Collection is comprised of three series' that make up the backbone of the Lowden range.

Unlike a lot of guitar manufacturers, the Core Collection is organised not by their body shapes, but by their series.

Each series is differentiated by the use of different species of wood, the grade of the materials used, and the intricacy of their aesthetic appointments (bindings, purflings, rosette and head stock facing).



# MODEL LABELLING

Each Lowden model (except for the Stage Edition) is labelled with the body size first: **O, F, S** or **WL**. Then a number designates the model (for the original series) or the series (35 and 50) of the guitar. In the 35 and 50 series' two sets of two letters separated by a '/' signify the woods used for the back and sides and the top respectively.

For signature models, the guitar is usually labelled either with the Artist's name (e.g. Richard Thompson) or with a 2 or 3 letter designation (RT).

For special models (The Jazz, the Baritone and the Stage edition) please see below for labelling information.

There are also letters that describe the custom options or that the guitar is part of the Jazz series:

'c' = Cutaway

'ff' = Fan Fret

'J' = Jazz

'x' = Non-standard custom option

Examples:

'**O-25c**' = A guitar from the original series, specifically the '25' model, in the 'O' body size with a cutaway.

'**F-35ff KO/RW**' = A guitar from the 35 series in the 'F' body size with the Fan Fret option.

'**S-50c ff x AB/RW**' = A 50 series guitar in the S body size with African Blackwood back and sides, a Redwood top, a cutaway, the Fan Fret option, and a non-standard custom option (eg. a custom fingerboard inlay or a custom neck width).







# THE ORIGINAL SERIES

Unlike the 35 and 50 series', each Original Series model has its own two-number model designation: the 22, the 23, the 25 and the 32. The Original series features understated aesthetic appointments; a seven-piece wood rosette, single piece binding and three-piece purfling on the top, rosewood front-head facing and an ebony fingerboard.

## 22:

**Size available:** O, F and WL  
**Back and sides:** Mahogany  
**Top:** Cedar  
**Bindings:** Sycamore  
**Purfling:** Sycamore, Rosewood and Mahogany  
**Neck:** 5 piece Mahogany with Maple splices

## 25:

**Sizes available:** O, F, S and WL  
**Back and sides:** Indian Rosewood  
**Top:** Cedar  
**Bindings:** Mahogany  
**Purfling:** Sycamore, Rosewood and Mahogany  
**Neck:** Five piece Mahogany with Rosewood splices

## 23:


**Sizes available:** O, F and S  
**Back and sides:** Walnut  
**Top:** Cedar  
**Bindings:** Sycamore  
**Purfling:** Sycamore, Rosewood and Mahogany  
**Neck:** Five piece Mahogany with Rosewood splices

## 32:


**Sizes available:** O, F and S  
**Back and sides:** Indian Rosewood  
**Top:** Sitka Spruce  
**Bindings:** Sycamore  
**Purfling:** Sycamore, Rosewood and Mahogany  
**Neck:** Five piece Mahogany with Rosewood splices



## BACK AND SIDES



American Mahogany



Claro/Bastogne Walnut



East Indian Rosewood

## SOUNDBOARD



Red Cedar









Sitka Spruce

\* Shades of wood and the wood grain may vary from images shown.

## ADDITIONAL OPTIONS ORIGINAL SERIES

See full list of options available on page 64

 <p><b>Left Handed</b></p>	 <p><b>12 String</b> O, F models only</p>	 <p><b>Cutaway</b> All models except WL and 12 string</p>	 <p><b>Custom Neck</b></p>	 <p><b>Fan Fret</b></p>  <p><b>Pickup</b></p>
---	--	--	--	---







## 35 SERIES

The 35 Series is comprised of 23 different models that are delineated by their wood combination. There are 9 woods available for the back and sides and 6 for the top, however, no one back and sides wood is available with all of the top woods.

The woods used in the 35 series are also of a higher grade (always AAAA if not higher) and the aesthetic appointments are more complex.

The bindings of the 35 Series are usually figured maple or Tasmanian Blackwood, depending on what looks best with the back and sides and top. 35 Series guitars also have purflings on the sides as well as

the top, an abalone/ebony rosette, a maple bound ebony fingerboard, ebony front and back headstock facings and a 1mm thick back centre seam. 35 Series models also benefit from upgraded tuners in the form of gold Gotoh 510 machine heads.

Finally, the 35 series also has more custom options than the Original Series, as listed on page 19.







F  
35



F  
35

35 SERIES



S  
35



## BACK AND SIDES



East Indian Rosewood



Claro/Bastogne Walnut



Chechen



Tasmanian Blackwood



Madagascar Rosewood



Guatemalan Rosewood



Cocobolo



Koa



Ancient Bog Oak


## SOUNDBOARD




Red Cedar



Sitka Spruce




Redwood



Adirondack










Alpine Spruce



Lutz Spruce

## ADDITIONAL OPTIONS 35 SERIES

 <p><b>Left Handed</b></p>	 <p><b>12 String</b> <i>O, F models only</i></p>	 <p><b>Cutaway</b> <i>All models except WL and 12 string</i></p>	 <p><b>Soundboard Bevel</b></p>	 <p><b>Custom Neck</b></p>
 <p><b>Pickup</b></p>	 <p><b>Fan Fret</b></p>	<p><i>See full list of options available on page 65</i></p>		

\* Shades of wood and the wood grain may vary from images shown.

## 50 SERIES

The 50 series can be described as the Lowden Custom Shop. With the 50 Series, customers have the opportunity to choose any combination of woods in any body size as well as offering an expanded choice of tone woods not available in the 35 Series; Cuban Mahogany, Ziricote and Brazilian Rosewood.

Moreover, the woods that are used are Master Grade tone woods; the best of the best tone woods available anywhere chosen for their exceptional tonal and visual properties.

The aesthetic appointments become even more complex and intricate in this series;

highly figured wood bindings, purflings on the top, sides and back, a seven piece hand inlaid back centre seam, an abalone and figured wood rosette, a maple bound ebony fingerboard and ebony front and back head facings. Several custom options are available in the 50 series that are not available in the 35 or Original Series.



BACK AND SIDES



East Indian Rosewood



Bastogne Walnut



Fiddleback Mahogany



Tasmanian Blackwood



Honduras Rosewood



Madagascar Rosewood



Guatemalan Rosewood



Cocobolo



Koa

\* Shades of wood and the wood grain may vary from images shown.

BACK AND SIDES



Ziricote



Ancient Cuban Mahogany



African Blackwood



Ancient Bog Oak



Reclaimed Brazilian Rosewood\*  
(CITES certified)

\* Rare woods such as Brazilian Rosewood can not be guaranteed to be Master Grade

## SOUNDBOARD



Red Cedar




Sitka Spruce




Alpine Spruce



Redwood



Adirondack



Lutz Spruce

*\* Shades of wood and the wood grain may vary from images shown.*

*“When we receive our tone-woods into our workshops we re-grade them several times and only the rarest and exceptional pieces we reserve for our 50 series. Every 50 series guitar benefits visually and in tone from this very special wood. These are simply the very best we can make!”*

**George Lowden**







## NECK WOODS



Cherry Walnut













Mahogany Rosewood



Maple

## ADDITIONAL OPTIONS 50 SERIES

See full list of options available on page 68

 <b>Left Handed</b>	 <b>12 String</b> <i>O, F models only</i>	 <b>Cutaway</b> <i>All models except WL and 12 string</i>	 <b>Soundboard Bevel</b>	 <b>Custom Neck</b>
 <b>Pickup</b>	 <b>Fan Fret</b>	 <b>Inlay Packages</b>	 <b>Gold Waverly Tuners</b>	 <b>Maple Neck</b>



Soundbox bevel





F  
50








# THE JAZZ COLLECTION

Based on the 'S' model, the Jazz model is a nylon string 'cross-over' model that is designed to be used for a variety of playing styles.

The neck is wide enough to accommodate the nylon strings and yet the ebony fingerboard is cambered to allow easy playing for steel string players. The voicing of the guitar allows for a great acoustic response while not being overly lively and overpowering while amplified. All Jazz models also come with a fishman matrix infinity and cutaway as standard.

All Jazz models are referred to as 'Sxxj' where 'xx' is the model/series number, this is because, although the body shape is the same as a regular 'S' with a cutaway, it is voiced differently. There are four Jazz models available, two are Original Series models, one is a 35 Series model and there is also a 50 series Jazz. Each of these models have the series-appropriate aesthetic appointments.





**S25J**

**Back and sides:** East Indian Rosewood  
**Top:** Cedar  
**Bindings:** Mahogany  
**Purfling:** Rosewood, Mahogany and Sycamore  
**Neck:** Five piece Mahogany with a Walnut centre stripe and two Purpleheart splices.

---

**S32J**

**Back and sides:** East Indian Rosewood  
**Top:** Alpine Spruce  
**Bindings:** Sycamore  
**Purfling:** Rosewood, Mahogany and Sycamore  
**Neck:** Five piece Mahogany with a Walnut centre tripe and two Purpleheart splices.

---

**S35J**

**Back and sides:** Reclaimed Brazilian Rosewood  
**Top:** Alpine Spruce  
**Bindings:** Figured Maple  
**Purfling:** Rosewood, Mahogany and Sycamore  
**Neck:** Five piece Mahogany with a Walnut centre stripe and two Purpleheart splices.

---

**S50J**

See 50 series options.







# THE SPECIALITY COLLECTION

Models within The Specialty Collection are designed to fit the needs of players who require a custom instrument beyond those offered within our Core Collection.

Many of these instruments feature bespoke appointments or custom features not usually available on any one specific model and as such they have earned themselves a place in our range as part of the Specialty Collection.

Some of the models in this collection are available in different wood combinations not listed. Contact your nearest Lowden dealer to discuss your needs.







## THE 12 FRET

The 12 Fret model is based on our S size body. Whilst the scale length (630mm) remains the same as the regular 14 fret S model, the bridge has been relocated and the soundbox uniquely voiced to create a guitar that offers something different to anything else in the Lowden range.

The location of the bridge on the soundboard increases the guitars midrange punch and despite its more compact feel, the 12 Fret offers projection and vibrancy more akin to a guitar with a much larger body.

### MODEL SHOWN: S-35C 12 Fret

<b>Back and Sides:</b>	Cocobolo
<b>Top:</b>	Adirondack
<b>Bindings:</b>	Tasmanian Blackwood
<b>Neck:</b>	5 piece Mahogany with Rosewood splices
<b>Fingerboard:</b>	Ebony bound with Maple and Ebony
<b>Size Available:</b>	S





# THE 12 FRET

**MODEL SHOWN: S-35 12 Fret**

**Back and Sides:** Walnut

**Top:** Red Cedar

**Bindings:** Figured Maple

**Neck:** 5 piece Mahogany with  
Rosewood splices

**Fingerboard:** Ebony bound with  
Maple and Ebony

**Size Available:** S

**12 FRET MODELS AVAILABLE IN THE 35 SERIES:**

Indian Rosewood / Sitka Spruce

Indian Rosewood / Adirondack

Walnut / Red Cedar

Madagascar Rosewood / Alpine Spruce

Cocobolo / Adirondack

*Other combinations available upon request  
- subject to custom charge.*

*Available in any 50 Series wood combination.*



12 Fret



# THE S35 M

The S35 M is our first commercially available guitar with a hardwood top. This model is made with AAAA Fiddleback Mahogany for the back, sides and top with a slightly adjusted bracing to compensate for the harder top. This model is also our first to feature hand made Robson Open Gear tuners.

<b>Back and Sides:</b>	AAAA Fiddleback Mahogany
<b>Top:</b>	AAAA Fiddleback Mahogany
<b>Bindings:</b>	Indian Rosewood
<b>Neck:</b>	Five Piece Mahogany with Rosewood splices
<b>Fingerboard:</b>	Maple bound Ebony
<b>Machine Heads:</b>	Robson Open Gear with Ebony buttons (optional)
<b>Sizes Available:</b>	S



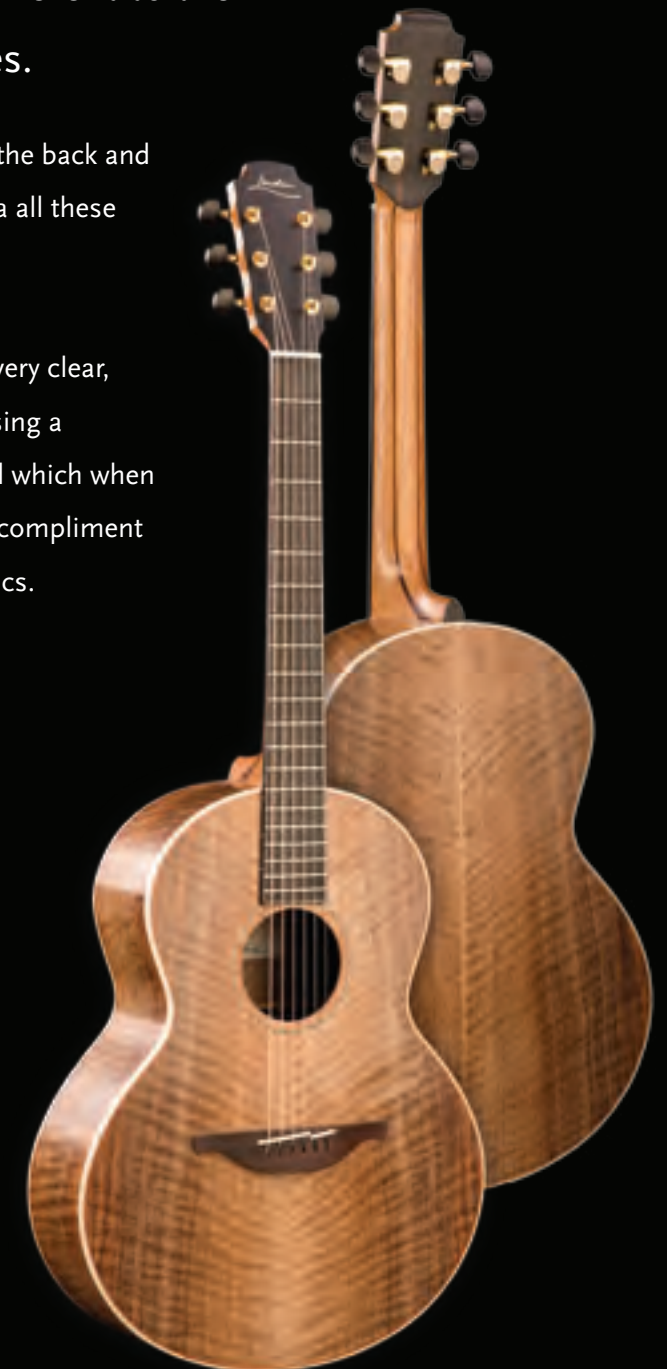
# THE S-35 W

Following in the footsteps of the all mahogany S-35M, I was curious to see if there were other hardwoods that might offer something a little different to the traditional soundboard wood choices.

The very first 'S' model I ever made used walnut for the back and sides so I liked the idea of revisiting this original idea all these years later.

Walnut is a fantastic tone wood known for having a very clear, bright character that offers good note separation. Using a hardwood like walnut makes for a stiffer soundboard which when carefully voiced, offers a warmth and punchiness to compliment those already present traditional walnut characteristics.

<b>Back and Sides:</b>	Figured Walnut
<b>Top:</b>	Figured Walnut
<b>Rosette:</b>	Abalone, pear wood
<b>Bindings:</b>	Maple
<b>Neck:</b>	5 piece: cherry / walnut
<b>Purfling:</b>	Pau ferro, mahogany, maple
<b>Fingerboard:</b>	Maple bound Ebony
<b>Bridge:</b>	Pau ferro
<b>Machine Heads:</b>	Gotoh 510 with Ebony buttons
<b>Sizes Available:</b>	S





# WEE LOWDEN FAN FRET

In 2016 George took time to design several new models and among them was the Wee Lowden Fan Fret. Combining the comfort of a small body guitar with the tonal advantages of a Fan Fret (even greater bass response), not to mention better upper fret access, makes this model one of the most tonally unique and ergonomic guitars in our range.

**Back and Sides:** Indian Rosewood  
**Top:** Redwood  
**Bindings:** Maple  
**Neck:** Five Piece Mahogany with Rosewood splices  
**Fingerboard:** Maple bound Ebony  
**Sizes Available:** WL



# THE 38

The 38 has been a stalwart of the Lowden Range for almost 30 years. George designed it to showcase the very best of what Lowden had to offer, whilst maintaining a simple, elegant look with the use of Original style appointments contrasting the abalone inlay work.

**Back and Sides:** Reclaimed Brazilian Rosewood (CITES certified)  
**Top:** AAAA Dark Cedar  
**Bindings:** Original Style Maple with Abalone purflings on the top  
**Neck:** Five piece Mahogany with Rosewood splices  
**Fingerboard:** Ebony bound in Ebony with Abalone Leaf Inlays  
**Sizes Available:** O, F and S



# THE BARITONE

The Baritone model is based upon the O size but with a longer scale length (700mm rather than 650mm), and a deeper body (130mm rather than 125mm). These changes are to enhance the tonal characteristics of a guitar detuned to C or B. The Baritone is available as a stand-alone model with these specs:

<b>Back and Sides:</b>	Figured Claro/Bastone Walnut
<b>Top:</b>	Sitka Spruce
<b>Bindings:</b>	35 Style Maple
<b>Neck:</b>	Five Piece Mahogany with Rosewood splices
<b>Fingerboard:</b>	Ebony bound in Maple and Ebony

50 Series Custom Baritones are also available, please refer to the price list for details.



# THE BARITONE FAN FRET

The scale length on the Baritone Fan Fret has been changed from one of our normal Fan Fret guitars, so the bass scale length changed from 680mm to 710 and on the treble scale from 635 to 670.

Due to the extra scale length you will get extra depth to the tone and in some ways, slightly extra power..a bit like the difference between a Baby Grand and a Concert Grand piano.

<b>MODEL SHOWN:</b>	<b>BAR-50 FF</b>
<b>Back and Sides:</b>	Master Grade African Blackwood
<b>Top:</b>	Master Grade Sinker Redwood
<b>Neck:</b>	Five Piece Mahogany with Rosewood splices
<b>Fingerboard:</b>	Ebony bound in Maple and Ebony
<b>Scale:</b>	Bass: 710mm, Treble: 670mm (27.95" / 26.37")

*Available in both the 35 and 50 Series.*





# THE FM

Model shown has Cocobolo back and sides and a Sitka Spruce Soundboard. The FM is available in the 35 and 50 series range.

With a reduced body depth over a standard F model, the FM is voiced to project bright clean lead lines or fingerpicking runs with extra emphasis on the lower mids. The perfect guitar to cut through the mix.

*All FM models feature our shallow neck carve and narrow neck dimensions as standard.*

- Back and Sides:** AAAA Cocobolo
- Top:** AAAA Sitka Spruce
- Bindings:** Maple
- Neck:** Narrow five piece Mahogany with Rosewood Splices
- Fingerboard:** Ebony bound in Maple and Ebony bindings  
43.5mm at nut / 56mm at 14th fret
- Neck Profile:** Shallow carve



# THE STAGE EDITION

The Stage Edition (32 SE) is designed to be played on stage and primarily as an amplified rather than purely acoustic instrument.

A pickup and cutaway are standard and the neck is thinner (43.5mm at the nut) to make playing more comfortable. Aesthetically, the 32 SE is somewhere between an F32c and an F35c IR/SS; it has an abalone rosette and abalone dot fingerboard inlays as standard and the Bindings are Original Style Sycamore.

- Back and Sides:** Indian Rosewood
- Top:** Sitka Spruce
- Bindings:** Original Style Sycamore
- Neck:** Narrow five piece Mahogany with Rosewood Splices
- Fingerboard:** Ebony with Abalone dot inlays  
43.5mm at nut / 56mm at 14th fret
- Neck Profile:** Shallow carve



# CUSTOM OPTIONS

Apart from self-explanatory options such as the cutaway or left-hand options, some of the custom options available in our range are explained below and on the following page. Special options exclusive to the 50 Series are outlined on page 26.

## FAN FRET

The Fan Fret design is such that each of the strings has a scale length (i.e. the strings get longer toward the bass side) which increases bass and treble response. However, to maintain tuning, the frets have to be placed at an angle (apart from the 7th which is straight). The effect of this is to make the guitar sound bigger and more open. Available on Original, 35 and 50 Series.

## **SOUNDBOX BEVEL** *(35 and 50 Series' only)*

The soundbox bevel was first introduced on the Pierre Bensusan signature model and has since become one of our most popular options. The bevel is a curved piece of wood that forms part of the binding on the upper bout but is wider and at an angle so as to make the guitar more comfortable for the arm to rest on.







# PICKUPS



Pickups are an additional and popular option on all our guitars. We have several available to choose from, see page xx for full list.



LR Baggs Anthem



LR Baggs VTC



Highlander IP-1



Highlander IP-2



Fishman Matrix Infinity  
*S and WL models only*





# THE SIGNATURE COLLECTION

Our signature models are made to recognise artists who are both exceptional musicians and dedicated Lowden players. These models are made to their exact specifications in order to produce the sound that they love and be as playable as possible. As such, the only custom option available on these models is a pickup.



# ALEX DE GRASSI

- Body Size:** F with extra deep cutaway
- Back and Sides:** AAAA Quilted Maple
- Top:** Sitka Spruce
- Bindings:** Honduras Rosewood (older models have Snakewood)
- Neck:** Five piece figured Maple with Walnut centre stripe and Purpleheart splices
- Inlay Style:** Old 35 style



# RICHARD THOMPSON

- Body Size:** F cutaway
- Back and Sides:** AAAA Ziricote
- Top:** Cedar
- Bindings:** Figured Koa
- Neck:** Five piece Mahogany with Walnut centre stripe and Purpleheart splices
- Inlay Style:** Old 35 style (abalone rosette with 50 series style bindings and purflings.)



# PIERRE BENSUSAN

**Body Size:** F cutaway  
**Back and Sides:** AAAA Honduras Rosewood  
**Top:** Adirondack Spruce  
**Bindings:** Ebony with soundbox bevel  
**Neck:** Five piece 'Fingerstyle' Figured Maple with Rosewood splices  
**Inlay Style:** Current 35 style



# PIERRE BENSUSAN

**Body Size:** O cutaway (70s style flatter cutaway) 'Old Lady'  
**Back and Sides:** Ancient Cuban Mahogany  
**Top:** Cedar  
**Bindings:** Sycamore  
**Neck:** Five piece Mahogany with maple splices  
**Inlay Style:** Old Original Series style (Thicker bindings and purflings)





# PAUL BRADY

**Body Size:** O  
**Back and Sides:** Figured Bubinga  
**Top:** Sitka Spruce  
**Bindings:** Maple  
**Neck:** Five piece figured Maple with rosewood splices  
**Inlay Style:** 35 style with no centre back inlay



# THOMAS LEEB

**Body Size:** O cutaway  
**Back and Sides:** AAAA Bastone Walnut  
**Top:** Sitka Spruce  
**Bindings:** Sycamore  
**Neck:** Five piece Mahogany with rosewood splices  
**Inlay Style:** Hybrid Original/35 style (Abalone rosette but no centre back inlay)





# JON GOMM

<b>Body Size:</b>	O Cutaway
<b>Back and Sides:</b>	American Black Cherry
<b>Top:</b>	'Hybrid' Sitka Spruce and Cedar
<b>Bindings:</b>	Sycamore
<b>Neck:</b>	Five piece Maple with Rosewood splices
<b>Inlay Style:</b>	Original Series style with special slim rosette

*"My Hybrid Top signature model is the most epic sounding guitar I've ever heard. Melodies are breathtakingly clear, the bass is huge and it all just fires out of the guitar like a rocket. The spine-tingling harmonics and rich warm midrange are gorgeous."*

**Jon Gomm**







# NECKS

## STANDARD NECK



Known as the GL standard, this neck profile measures 45mm at the nut extending to 57mm at the 14th fret.

## NARROW NECK



This neck is narrower than our standard neck with a 43.5 mm nut width (rather than 45 mm) and 56.25 mm at the neck joint (rather than 57 mm).

## 45/60 NECK

(35 and 50 Series' only)



This neck profile is wider (60 mm at the neck joint) in order to provide more spacing between the strings. The carve is shallower to compensate for the extra width.

## SHALLOW NECK PROFILE



This neck profile is a different carve than the standard Lowden shape, it is thinner and less 'v' shaped. It has been described as feeling more like an electric guitar neck.

*Image to the left shows rounded neck heel as seen on 32-SE Stage Edition models.*



# BUILD SERIES SPECIFICATIONS

## ORIGINAL SERIES

MODEL	BACK & SIDES	SOUNDBOARD	SIZES AVAILABLE
22	American Mahogany	Red Cedar	O, F, WL
23	Claro/Bastogne Walnut	Red Cedar	O, F, S
25	East Indian Rosewood	Red Cedar	O, F, S, WL
32	East Indian Rosewood	Sitka Spruce	O, F, S

## ADDITIONAL OPTIONS

Cutaway	All models except Wee Lowden and 12 String
Fan Fret	
Custom Neck	43.5mm at nut / 56mm at 14th fret and/or Shallow Neck Carve (hand carved lower profile neck)
12 String	Full body O and F size models only. All models have Sitka Spruce soundboards
Left Hand	
Custom Charge	Any body style not offered as standard

## 35 SERIES

MODEL	BACK & SIDES	SOUNDBOARD	SIZES AVAILABLE
35 IR/RC	East Indian Rosewood	Red Cedar	O
35 IR/SS		Sitka Spruce	O, F, S
35 IR/RW		Redwood	F, WL
35 IR/AD		Adirondack	F
35 WA/RC	Claro/Bastogne Walnut	Red Cedar	O, S
35 WA/SS		Sitka Spruce	F
35 CN/AS	Chechen	Alpine Spruce	F, WL
35 CN/RW		Redwood	F, WL
35 TBLK/RC	Tasmanian Blackwood	Red Cedar	O
35 TBLK/RW		Redwood	F
35 BO/LZ	Ancient Bog Oak	Lutz Spruce	F, S
35 BO/LZ		Redwood	F
35 MR/RC	Madagascar Rosewood	Red Cedar	O
35 MR/AS		Alpine Spruce	F, S
35 MR/RW		Redwood	F
35 GR/RC	Guatemalan Rosewood	Red Cedar	O, F
35 GR/AS		Alpine Spruce	F
35 GR/RW		Redwood	O, F
35 GR/AD		Adirondack	S
35 CO/SS	Cocobolo	Sitka Spruce	F
35 CO/RW		Redwood	F
35 KO/AS	Koa	Alpine Spruce	F
35 KO/RW		Redwood	F, S
35 KO/AD		Adirondack	S

## ADDITIONAL OPTIONS

Cutaway	All models except Wee Lowden and 12 String
Soundbox Bevel	
Fan Fret	
Extended curved fingerboard end	
Custom Neck	43.5mm at nut / 56mm at 14th fret and/or Shallow Neck Carve (hand carved lower profile neck)
45/60 Neck	Increased string spacing. 45mm at nut, 60mm at 14th fret with compensated neck profile.
12 String	Full body O and F size models only. All models have Sitka Spruce soundboards
Left Hand	
Custom Charge	Any body style not offered as standard
Sinker Redwood Upgrade	



## 50 SERIES

We are pleased to offer the exciting opportunity to mix and match from selected and reserved Master Grade tone woods including some of the finest figured woods available with tonal responses to match.

### All 50 Series guitars come with the following:

- Figured wood and abalone soundhole rosette
- Ameritage custom hard case
- Master Grade tonewoods
- Extended and bound fingerboard
- Available in all body sizes (O, F, S and WL)
- Bookmatched front and back headfacing
- Inlay pattern 1: As for the 35 Series plus hand mitred side and back purflings.

MODEL	BACK & SIDES	SOUNDBOARD	SIZES AVAILABLE
50 IR/RC	East Indian Rosewood	Red Cedar	O, F, S, WL
50 IR/SS		Sitka Spruce	O, F, S, WL
50 IR/AS		Alpine Spruce	O, F, S, WL
50 IR/RW		Redwood	O, F, S, WL
50 IR/AD		Adirondack	O, F, S, WL
50 IR/LZ		Lutz Spruce	O, F, S, WL
50 WA/RC	Bastogne Walnut	Red Cedar	O, F, S, WL
50 WA/SS		Sitka Spruce	O, F, S, WL
50 WA/AS		Alpine Spruce	O, F, S, WL
50 WA/RW		Redwood	O, F, S, WL
50 WA/AD		Adirondack	O, F, S, WL
50 WA/LZ		Lutz Spruce	O, F, S, WL
50 FB/RC	Fiddleback Mahogany	Red Cedar	O, F, S, WL
50 FB/SS		Sitka Spruce	O, F, S, WL
50 FB/AS		Alpine Spruce	O, F, S, WL
50 FB/RW		Redwood	O, F, S, WL
50 FB/AD		Adirondack	O, F, S, WL
50 FB/LZ		Lutz Spruce	O, F, S, WL
50 TBLK/RC	Tasmanian Blackwood	Red Cedar	O, F, S, WL
50 TBLK/SS		Sitka Spruce	O, F, S, WL
50 TBLK/AS		Alpine Spruce	O, F, S, WL
50 TBLK/RW		Redwood	O, F, S, WL
50 TBLK/AD		Adirondack	O, F, S, WL
50 TBLK/LZ		Lutz Spruce	O, F, S, WL

MODEL	BACK & SIDES	SOUNDBOARD	SIZES AVAILABLE
50 HR/RC	Honduras Rosewood	Red Cedar	O, F, S, WL
50 HR/SS		Sitka Spruce	O, F, S, WL
50 HR/AS		Alpine Spruce	O, F, S, WL
50 HR/RW		Redwood	O, F, S, WL
50 HR/AD		Adirondack	O, F, S, WL
50 HR/LZ		Lutz Spruce	O, F, S, WL
50 MR/RC	Madagascar Rosewood	Red Cedar	O, F, S, WL
50 MR/SS		Sitka Spruce	O, F, S, WL
50 MR/AS		Alpine Spruce	O, F, S, WL
50 MR/RW		Redwood	O, F, S, WL
50 MR/AD		Adirondack	O, F, S, WL
50 MR/LZ		Lutz Spruce	O, F, S, WL
50 GR/RC	Guatemalan Rosewood	Red Cedar	O, F, S, WL
50 GR/SS		Sitka Spruce	O, F, S, WL
50 GR/AS		Alpine Spruce	O, F, S, WL
50 GR/RW		Redwood	O, F, S, WL
50 GR/AD		Adirondack	O, F, S, WL
50 GR/LZ		Lutz Spruce	O, F, S, WL
50 CO/RC	Cocobolo	Red Cedar	O, F, S, WL
50 CO/SS		Sitka Spruce	O, F, S, WL
50 CO/AS		Alpine Spruce	O, F, S, WL
50 CO/RW		Redwood	O, F, S, WL
50 CO/AD		Adirondack	O, F, S, WL
50 CO/LZ		Lutz Spruce	O, F, S, WL
50 KO/RC	Koa	Red Cedar	O, F, S, WL
50 KO/SS		Sitka Spruce	O, F, S, WL
50 KO/AS		Alpine Spruce	O, F, S, WL
50 KO/RW		Redwood	O, F, S, WL
50 KO/AD		Adirondack	O, F, S, WL
50 KO/LZ		Lutz Spruce	O, F, S, WL
50 ZI/RC	Ziricote	Red Cedar	O, F, S, WL
50 ZI/SS		Sitka Spruce	O, F, S, WL
50 ZI/AS		Alpine Spruce	O, F, S, WL
50 ZI/RW		Redwood	O, F, S, WL
50 ZI/AD		Adirondack	O, F, S, WL
50 ZI/LZ		Lutz Spruce	O, F, S, WL

## 50 SERIES *continued*

MODEL	BACK & SIDES	SOUNDBOARD	SIZES AVAILABLE
50 BO/RC	Ancient Bog Oak	Red Cedar	O, F, S, WL
50 BO/SS		Sitka Spruce	O, F, S, WL
50 BO/AS		Alpine Spruce	O, F, S, WL
50 BO/RW		Redwood	O, F, S, WL
50 BO/AD		Adirondack	O, F, S, WL
50 BO/LZ		Lutz Spruce	O, F, S, WL
50 CMA/RC	Ancient Cuban Mahogany	Red Cedar	O, F, S, WL
50 CMA/SS		Sitka Spruce	O, F, S, WL
50 CMA/AS		Alpine Spruce	O, F, S, WL
50 CMA/RW		Redwood	O, F, S, WL
50 CMA/AD		Adirondack	O, F, S, WL
50 CMA/LZ		Lutz Spruce	O, F, S, WL
50 ABLK/RC	African Blackwood	Red Cedar	O, F, S, WL
50 ABLK/SS		Sitka Spruce	O, F, S, WL
50 ABLK/AS		Alpine Spruce	O, F, S, WL
50 ABLK/RW		Redwood	O, F, S, WL
50 ABLK/AD		Adirondack	O, F, S, WL
50 ABLK/LZ		Lutz Spruce	O, F, S, WL
50 BR/RC	Reclaimed Brazilian Rosewood*	Red Cedar	O, F, S, WL
50 BR/SS	(CITES certif)	Sitka Spruce	O, F, S, WL
50 BR/AS		Alpine Spruce	O, F, S, WL
50 BR/RW		Redwood	O, F, S, WL
50 BR/AD		Adirondack	O, F, S, WL
50 BR/LZ		Lutz Spruce	O, F, S, WL

## ADDITIONAL OPTIONS

<input type="checkbox"/>	<b>Cutaway</b>	All models except Wee Lowden and 12 String
<input type="checkbox"/>	<b>Soundbox Bevel</b>	
<input type="checkbox"/>	<b>Fan Fret</b>	
<input type="checkbox"/>	<b>Figured Maple Neck</b>	5 Piece with Rosewood splices
<input type="checkbox"/>	<b>38 Style Soundboard Inlay</b>	Abalone inlay around edge of soundboard
<input type="checkbox"/>	<b>Leaf Fingerboard Inlay</b>	Leaf shaped abalone inlays on fingerboard
<input type="checkbox"/>	<b>Inlay Package 2</b>	Headstock binding and additional side of heel binding
<input type="checkbox"/>	<b>12 String</b>	Full body O and F size models only. All models have Sitka Spruce soundboards
<input type="checkbox"/>	<b>Custom Neck</b>	43.5mm at nut / 56mm at 14th fret and/or Shallow Neck Carve (hand carved lower profile neck)
<input type="checkbox"/>	<b>45/60 Neck</b>	Increased string spacing. 45mm at nut, 60mm at 14th fret with compensated neck profile
<input type="checkbox"/>	<b>Gold Waverly Tuners</b>	
<input type="checkbox"/>	<b>S-50J (Jazz Package)</b>	50 Series Jazz Models. (S body size only)
<input type="checkbox"/>	<b>Left hand</b>	
<input type="checkbox"/>	<b>Sinker Redwood Upgrade 290</b>	

## JAZZ SERIES

MODEL	BACK & SIDES	SOUNDBOARD	DEFAULT OPTIONS
S-25J	East Indian Rosewood	Red Cedar	S Cutaway
S-32J	East Indian Rosewood	Alpine Spruce	S Cutaway
S-35J	Reclaimed Brazilian Rosewood	Alpine Spruce	S Cutaway
S-50J	For 50 Series Jazz models	(See 50 Series price list)	S Cutaway

## SIGNATURE SERIES

MODEL	BACK & SIDES	SOUNDBOARD	DEFAULT OPTIONS
Jon Gomm	Figured American	Black Cherry Hybrid Sitka Spruce + Cedar	O cutaway
<i>Options:</i>	<i>Bill Keith Banjo Tuners</i> <i>Fishman Rare Earth Blend</i>		
Richard Thompson	AAAA Ziricote	Red Cedar	F cutaway
Alex De Grassi	AAAA Quilted Maple	Sitka Spruce	F cutaway
Pierre Bensusan	AAAA Honduras Rosewood	Adirondack	F cutaway / bevel
Pierre Bensusan 'Old Lady'	Ancient Cuban Mahogany	Red Cedar	O cutaway
Thomas Leeb	AAAA Bastogne Walnut	Sitka Spruce	O cutaway
Paul Brady	Figured Bubinga	Sitka Spruce	O



## SPECIAL MODELS

MODEL	BACK & SIDES	SOUNDBOARD	SIZES	DEFAULT OPTIONS
<b>THE 38</b>				
38	Reclaimed Brazilian Rosewood	Red Cedar	O, F, S, WL	Leaf fretboard inlay, Abalone soundboard inlays
<b>THE S-35M</b>				
S-35M	Fiddleback Mahogany	Fiddleback Mahogany	S	Robson Open Back Tuners (Optional)
<b>THE S-35W</b>				
S-35W	Figured Walnut	Figured Walnut	S	Robson Open Back Tuners (Optional)
<b>THE STAGE EDITION</b>				
32-SE	East Indian Rosewood	Sitka Spruce	F	Cutaway, Shallow Body, LR Baggs Anthem
<b>THE FM</b>				
FM	Available in any 35 or 50 Series wood combination		F	Shallow body (105mm) Low profile neck, narrow neck
<b>THE WEE LOWDEN FAN FRET</b>				
WL-35 FF	East Indian Rosewood	Sinker Redwood	WL	Fan Fret
<b>THE BARITONE</b>				
BAR	Claro/Bastogne	Walnut Sitka Spruce	O	<i>Available on the 50 Series at no extra cost</i>
<b>THE BARITONE FAN FRET</b>				
BAR-35 FF	Claro/Bastogne Walnut	Sitka Spruce	O	Fan Fret
BAR-50 FF	Any 50 Series wood combination			
<b>THE 12 FRET</b>				
<i>See page 38 for available wood choices</i>			S	12 Frets

## MODEL DIMENSIONS

BODY STYLE	NECK WIDTH AT NUT	NECK WIDTH AT 14TH FRET	SOUNDBOX WIDTH	SOUNDBOX DEPTH	SCALE LENGTH
O	1 3/4" (45mm)	2 1/4" (57mm)	420mm	125mm	25 1/2" (650mm)
F	1 3/4" (45mm)	2 1/4" (57mm)	402mm	120mm	25 1/2" (650mm)
S	1 3/4" (45mm)	2 1/4" (57mm)	374mm	105mm	24 51/64" (630mm)
WL	1 3/4" (45mm)	2 1/4" (57mm)	335mm	100mm	24 51/64" (610mm)
Jazz	1 7/8" (48mm)	2 3/8" (60mm)	374mm	105mm	25 1/2" (650mm)
Baritone	1 3/4" (45mm)	2 1/4" (57mm)	420mm	130mm	27 9/16" (700mm)
Stage Edition	1 11/16" (43.5mm)	2 13/64" (56.25mm)	402mm	95mm	25 1/2" (650mm)
FM	1 11/16" (43.5mm)	2 13/64" (56.25mm)	402mm	105mm	25 1/2" (650mm)

## NECK SPECIFICATIONS

NECK TYPE	WIDTH AT NUT	NECK WIDTH AT 14TH FRET	SCALE LENGTH	FINGERBOARD RADIUS
Standard	1 3/4" (45mm)	2 1/4" (57mm)	650mm (S model 630mm)	16" (406mm)
Narrow	1 11/16" (43.5mm)	2 13/64" (56.25mm)	650mm (S model 630mm)	16" (406mm)
45/60 (Fingerstyle)	1 3/4" (45mm)	2 3/8" (60mm)	650mm (S model 630mm)	16" (406mm)
12 String	1 7/8" (48mm)	2 3/8" (60mm)	650mm	16" (406mm)
Jazz	1 7/8" (48mm)	2 3/8" (60mm)	650mm	20" (508mm)
Fan Fret (O, F)	1 3/4" (45mm)	2 1/4" (57mm)	680mm bass / 635mm treble	16" (406mm)
Fan Fret (S)	1 3/4" (45mm)	2 1/4" (57mm)	665mm bass / 625mm treble	16" (406mm)
Fan Fret (WL)	1 3/4" (45mm)	2 1/4" (57mm)	650mm bass / 610mm treble	16" (406mm)
Fan Fret (Baritone)	1 3/4" (45mm)	2 1/4" (57mm)	710mm bass / 670mm treble	16" (406mm)

## ELECTRONICS

- LR Baggs Anthem
- LR Baggs VTC
- Highlander IP-1
- Highlander IP-2
- Fishman Matrix Infinity S and WL models only
- Barbera Pierre Bensusan Signature range only

**NOTES:**







Contact [wil@diamondguitars.nl](mailto:wil@diamondguitars.nl)  
or call at +31(0)611 477 420  
for advice and ordering  
your custom Lowden guitar

Lowden Guitars  
31-34 Down Business Park  
Belfast Road  
Downpatrick  
BT30 9UP

Telephone: +44 (0)28 44 61 91 61

[www.lowdenguitars.com](http://www.lowdenguitars.com)

